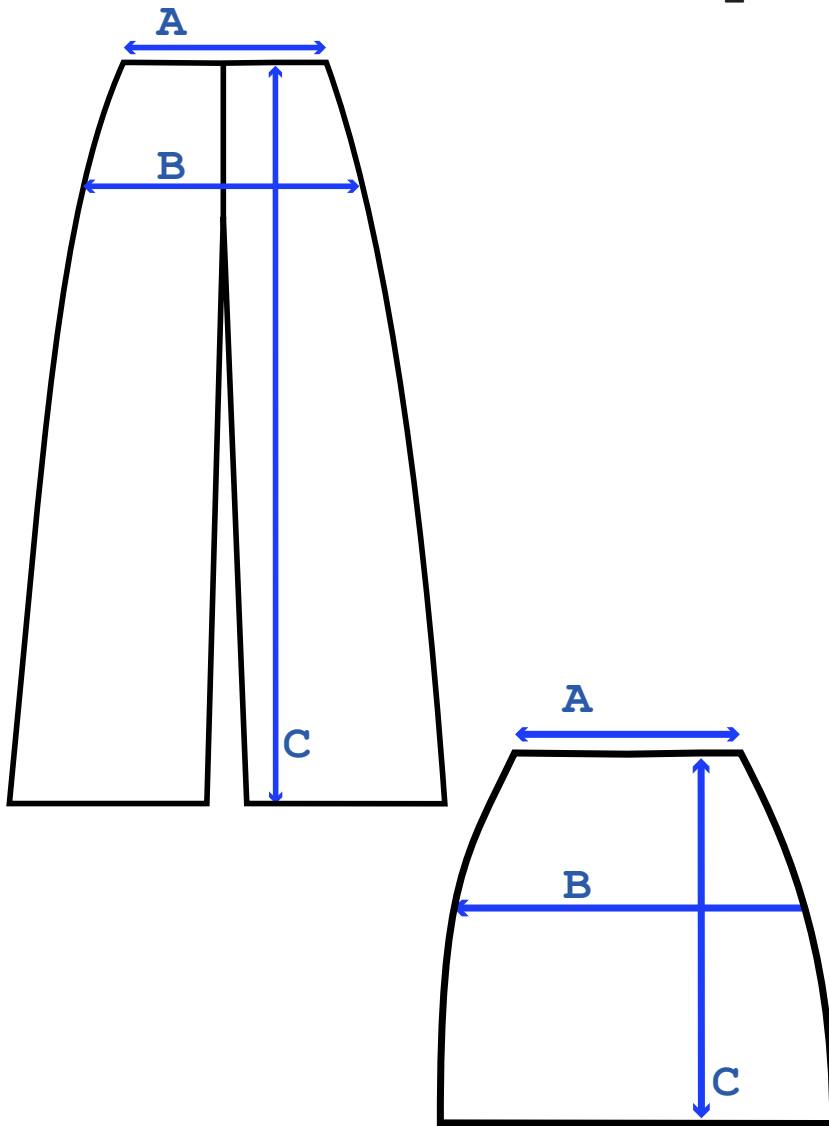


# MADE-TO-MEASURE OPTIONS

## Lower Body: Pants, skirts, shorts



Use a **measuring tape** to take your measurements.  
*Utilise un **mètre ruban** pour prendre tes mesures.*

**A) Waistline:** Measure around your waist loosely.

**A) Tour de taille :** *Mesure le contour de ta taille sans serrer.*

**B) Hips:** Measure the horizontal contour at the strongest point of your buttocks.

**B) Contour Bassin :** *Mesure le contour horizontal au point le plus fort de tes fesses.*

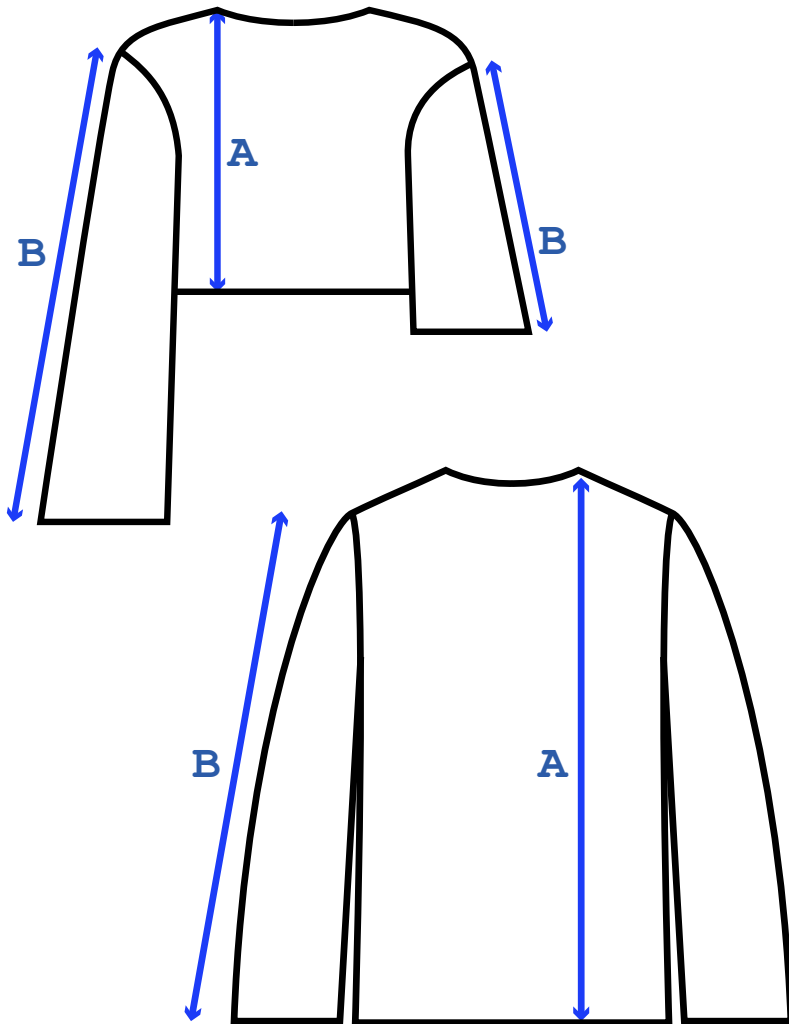
**C) Length:** Take a skirt/shorts/pair of pants that fit you perfectly and measure the vertical line (see the image) from your waistline to the end of your skirt/shorts/pants.

**C) Longueur:** *Prends une jupe/un short/un pantalon qui te va parfaitement et mesures la ligne verticale (voir l'image) du contour taille au bas de ta jupe/short/pantalon.*

If you need help to take your measurements, send us a mail ([daniela@luzbyluz.com](mailto:daniela@luzbyluz.com)) to get personalized advice or book a fitting at our atelier in Brussels.

# MADE-TO-MEASURE OPTIONS

## Upper Body: Top, Shirt



Use a **measuring tape** to take your measurements.

*Utilise un **mètre ruban** pour prendre tes mesures.*

**A) Top Length:** Measure the length of a top that fits you perfectly by measuring the vertical line shown in the image.

**A) Longueur du Top :** *Mesure la longueur d'un top qui te va parfaitement en mesurant la ligne verticale indiquée sur l'image.*

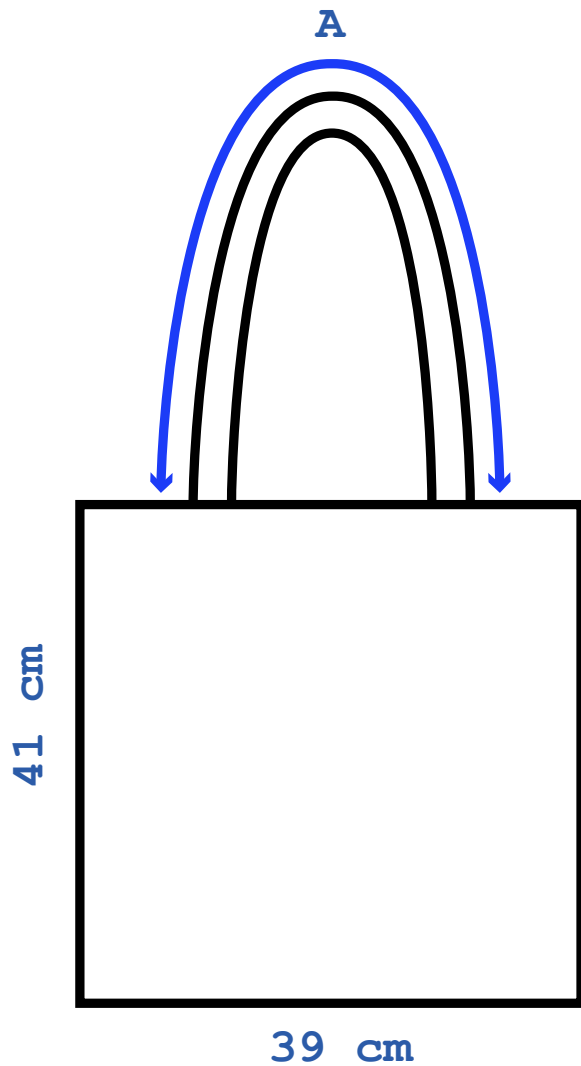
**B) Sleeve Length:** Measure the perfect sleeve length for you.

**B) Longueur des manches :** *Mesure la longueur de la manche idéale pour toi.*

If you need help to take your measurements, send us a mail ([daniela@luzbyluz.com](mailto:daniela@luzbyluz.com)) to get personalized advice or book a fitting at our atelier in Brussels.

# MADE-TO-MEASURE OPTIONS

## Tote Bag



Use a **measuring tape** to take the measurements.

*Utilise un **mètre ruban** pour prendre les mesures.*

**A) Length of the Bag Handle:** The ideal handle length for your bag.

**A) Longueur de la anse du sac :** La longueur idéale pour la anse de ton sac.

If you need help to take your measurements, send us a mail ([daniela@luzbyluz.com](mailto:daniela@luzbyluz.com)) to get personalized advice or book a fitting at our atelier in Brussels.